

Health Careers Academy

Comprehensive Academic Report

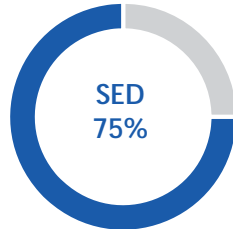
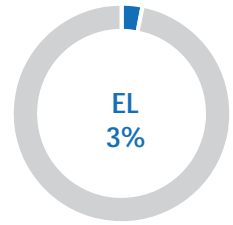
Stockton Unified School District

July 2018

Demographics

2017-2018

Enrollment		487
Race/Ethnicity		
American Indian	2%	
African American	6%	
Asian	12%	
Filipino	4%	
Hispanic	67%	
Pacific Islander	2%	
White	7%	
Two or More	1%	
Not Reported	0%	

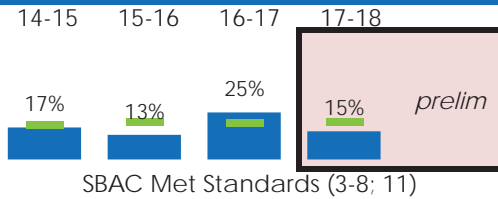


Legend ** Embargoed --- No Data * Data Suppressed
 Preliminary School District State
 N, % = School

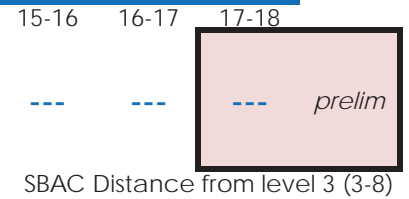
Student Learning

Mathematics

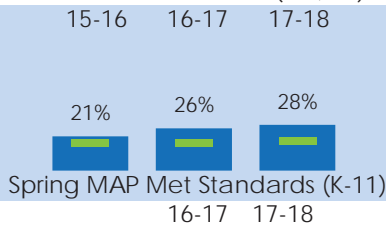
SBAC Met Standards



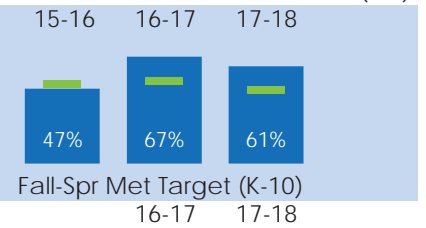
SBAC DF3



MAP Growth Met Standards



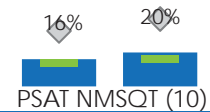
MAP Growth Met Target



PSAT 8/9 Benchmark

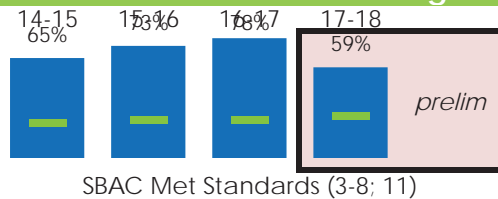


PSAT NMSQT Benchmark

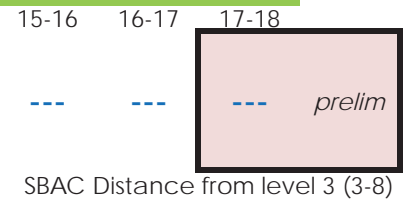


English Language Arts

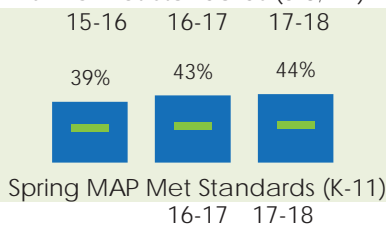
SBAC Met Standards



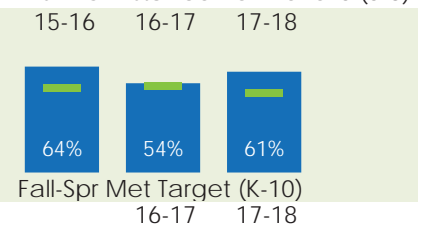
SBAC DF3




MAP Growth Met Standards



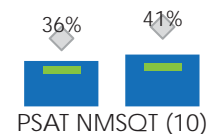
MAP Growth Met Target



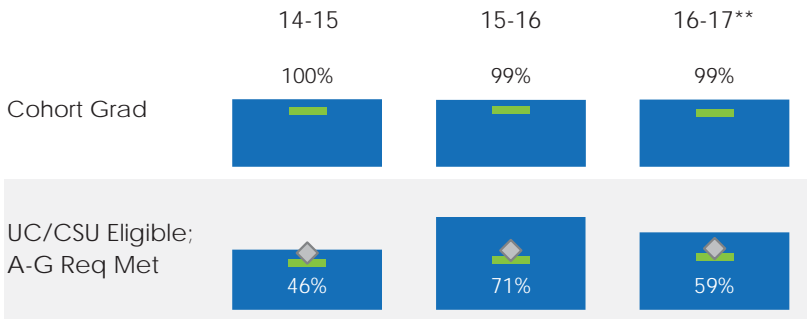
PSAT 8/9



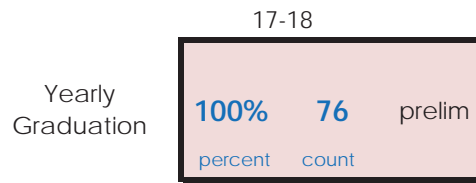
PSAT NMSQT



Cohort Graduation



Yearly Graduation



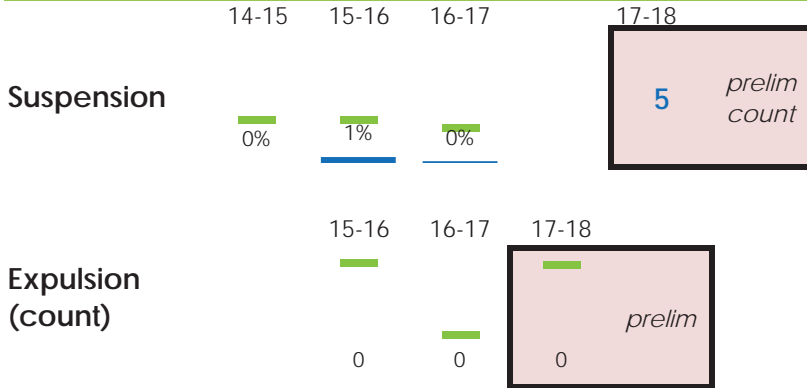
Advanced Placement

	Course Complete		Exams Taken		Exams Passed	
	School	SUSD	School	SUSD	School	SUSD
16-17	95%	94%	100%	84%	11%	19%
17-18	100%	94%	98%	85%	18%	16%

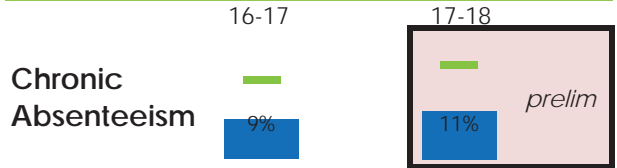
Earned Credits (Graduates)

	HCA	Stockton USD
15-16	276	263
16-17	270	261
17-18	269	259

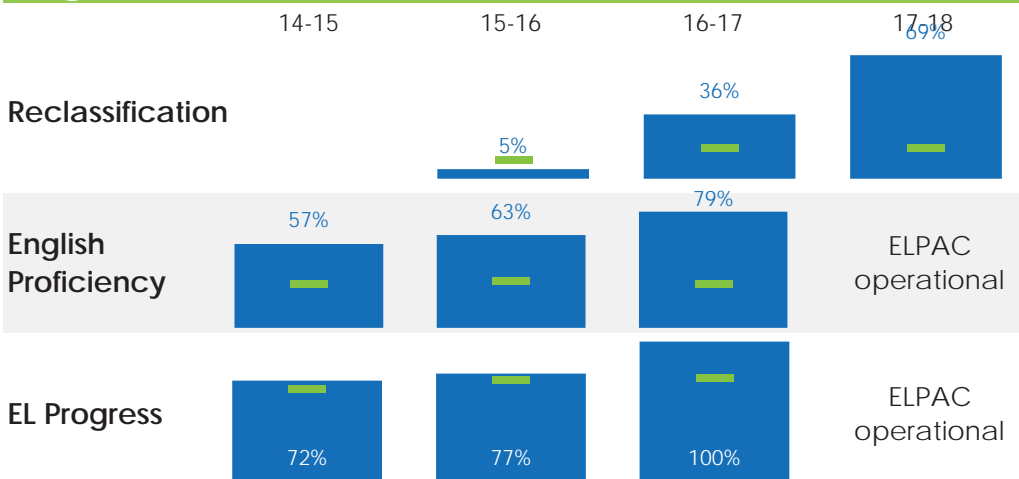
Discipline



Attendance



English Learners



Legend

- ** Embargoed
- No Data
- * Data Suppressed
- Preliminary (pink box)
- School (blue square)
- District (green square)
- State (grey diamond)

N, % = School